

Kent West Corporate Park

22013 68th Ave S | Bldg A | Kent, WA

FOR LEASE



THE ANDOVER
COMPANY, INC.

CORFAC INTERNATIONAL

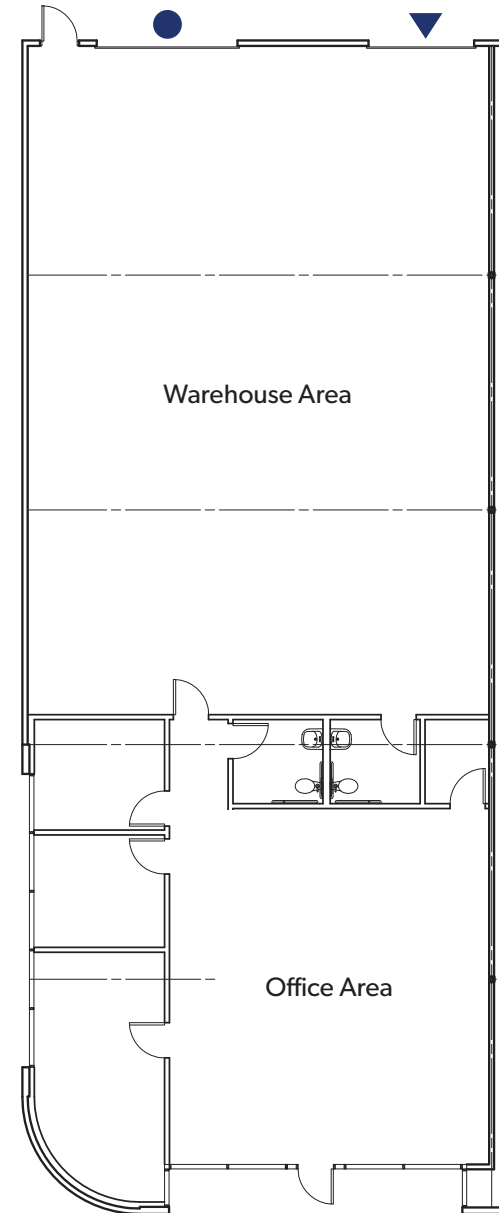
BRIAN BRUININKS, CCIM
(206) 336-5324
bbruininks@andoverco.com

SHANE MAHVI
(206) 336-5338
smahvi@andoverco.com

BUILDING HIGHLIGHTS

22013 68th Ave S | Kent, WA

- 4,000 SF Total
- 1,671 SF of Office/Showroom
- 14' Clear Height
- 1 Dock Door
- 1 Grade Level Door
- Small service/retail/warehouse space with great frontage on West Valley Hwy
- **Available Now**



WEST VALLEY HWY FRONTAGE

- ▲ Dock high door
- Drive-in door



LOCATION MAP

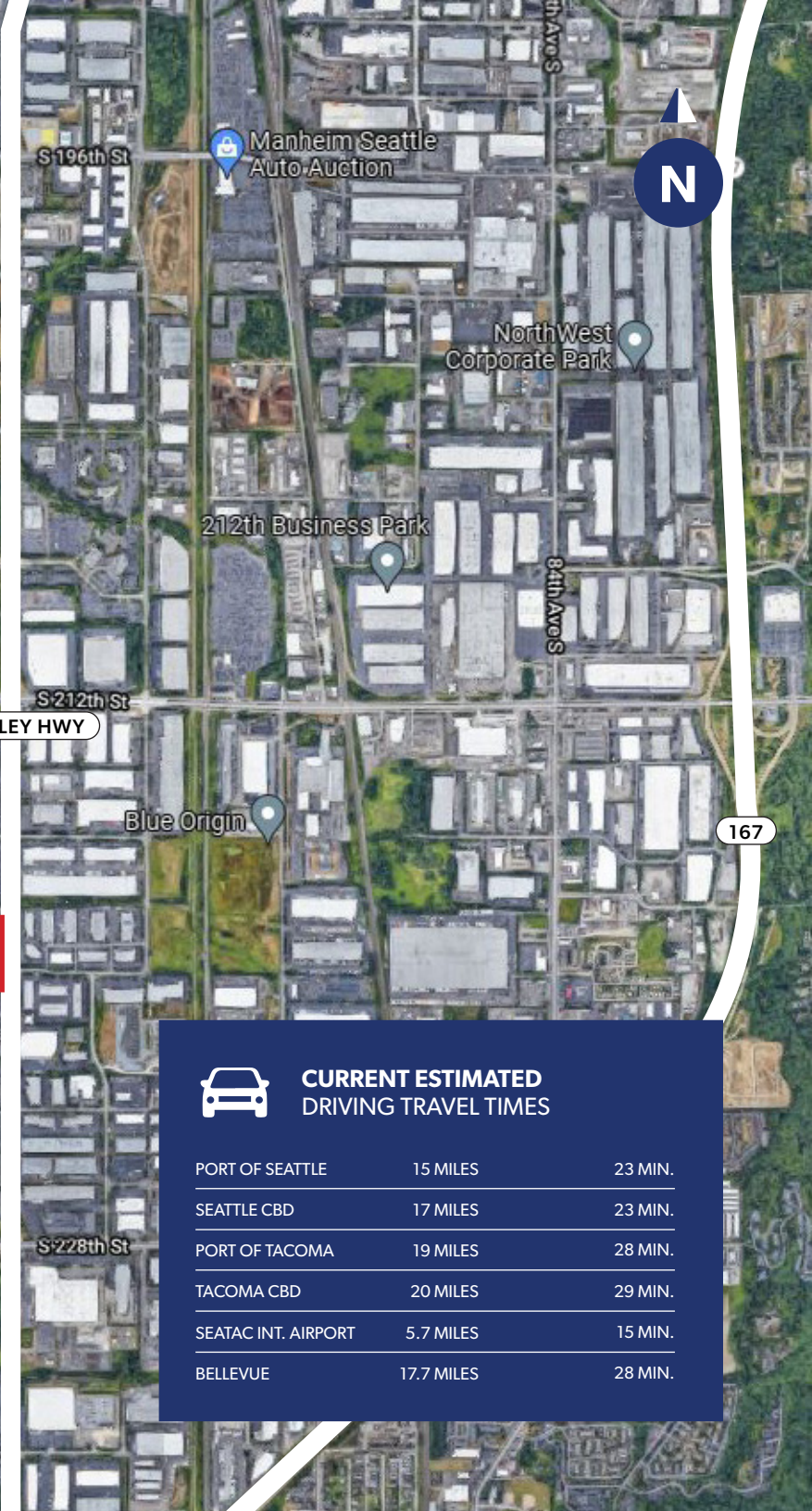



BRIAN BRUININKS, CCIM
(206) 336-5324
bbruininks@andoverco.com

SHANE MAHVI
(206) 336-5338
smahvi@andoverco.com

 **THE ANDOVER
COMPANY, INC.**
CORFAC INTERNATIONAL

CONVENIENT COMMUTE



	CURRENT ESTIMATED DRIVING TRAVEL TIMES	
PORT OF SEATTLE	15 MILES	23 MIN.
SEATTLE CBD	17 MILES	23 MIN.
PORT OF TACOMA	19 MILES	28 MIN.
TACOMA CBD	20 MILES	29 MIN.
SEATAC INT. AIRPORT	5.7 MILES	15 MIN.
BELLEVUE	17.7 MILES	28 MIN.